



ALUMINUM
Solutions
By FAIRWAY
RAIL SYSTEMS
WWW.SOLUTIONSALUMINUM.COM

36" RESIDENTIAL & 42" COMMERCIAL ALUMINUM RAILING

RAILING INSTALLATION OPTIONS



Post to Post (PTP)

+ POST TO POST - "PTP"

Solutions "PTP" application method is the traditional installation method with the rail termination into the face of the posts.



Over The Post (OTP)
Surface Mount

+ OVER THE POST - "OTP"

Solutions "OTP" application method provides clean uninterrupted run of the top rail using a wide variety of OTP Top Rail Brackets that are designed to insert into the top of the posts.



Over The Post (OTP) • Side/Fascia Mount

+ OVER THE POST - "OTP" SIDE/FASCIA MOUNT

Solutions "OTP Side/Fascia Mount" application method installs on the outside band of your structure to address design and structural considerations while making use of every inch of your outdoor space.



POST MOUNTING OPTIONS



3-1/2"
FLANGED POST



1-7/8" SURFACE
MOUNT POST



3-1/2" SURFACE
MOUNT POST



SIDE/FASCIA
MOUNT POST

Shown with a
1-7/8" Post Sleeve and
installed on deck side

STAIR RAIL OPTIONS

MULTI-PITCH STAIR KIT 5° - 38° ANGLE ADJUSTABILITY

Wide Range of Stair and Entrance Ramp Angles

Patented Baluster swivel baluster connector installs in rail channel making rail section adjustable for a wide range of pitch angles

No Angle Cutting Required



FIXED-PITCH STAIR KIT 30° - 34° ANGLE ADJUSTABILITY

No Angle Cutting Required

**Designed to eliminate complex
and time consuming miter and angle cuts.**



HIGH STYLE, MODESTLY PRICED ALUMINUM RAIL SYSTEM

Solutions aluminum railing systems are perfect for home construction or commercial applications. Designed with a unique sculpted top rail and softened radial corners, Solutions pairs the beauty and stylish look of traditional wood designs with the durable **low maintenance properties of aluminum**.



No Exposed Pop Rivets or Screws Where Balusters Meet Rail

36" Residential & 42" Commercial Railing Heights

Kits Available In 4', 6' & 8' Lengths Both Level & Stair

Meets ASTM E935 & E985 Standards

Built to Last • Lightweight Materials • Durable Aluminum

Tough, Powder Coated Finish

AAMA-2604-05 Compliant Powder Coated Aluminum Railing

Quick Installation • Easy to Work with Convenient Kit

Elegant, Clean Look • 15 Year Warranty

Round Balusters, Square Balusters or Glass Balusters

TABLE OF CONTENTS

Page	
4	Round Baluster Kits
6	Square Baluster Kits
8	Glass Baluster Kits
10	Post Mounts
11	Post Sleeves, Flanged Post, Post Trim, Post Caps
12-13	Railing Brackets and Accessories
14-15	1-1/2" Handrail
16-17	LEVEL Rail Planning Guide
18-19	STAIR Rail Planning Guide
20	Replacement Components
22	Railing Displays

AVAILABLE RAILING COLORS



White



Bronze



Black

CUSTOM COLORS

Does your project require a unique finish or bolder color than our popular and standard offering of Black, White or Bronze?*

Solutions Aluminum Rail offers a special order Custom Color Program produced to the same AAMA-2604 powder coat specification that carries our 15 Year Warranty. Each Custom Color request is produced as a special order batch run at the time of order. Special order batch runs require a minimum order size of \$20,000 List Price, based on stock color pricing and will require extended lead time on shipments from our factory.

Contact your Solutions sales representative to obtain specific pricing for your project or to see if your project qualifies for additional custom color matching.

*All confirmed custom color orders are final, non-refundable and non-returnable.

Check your local building codes for proper installation • Always wear proper safety equipment during installation

Visual Representations May Vary From Actual Colors • All Prices listed are Manufacturer Suggested Retail Price • Reorder: SML002-01 • Printed: JUNE 2012



○ ROUND BALUSTER KITS

NO ANGLE CUTTING REQUIRED • PATENTED SWIVEL STAIR BALUSTER KNUCKLES
INSTALLED BALUSTER CONNECTORS • DIE CAST ALUMINUM MOUNTING BRACKETS

LEVEL RAIL KIT W/ROUND BALUSTERS	Black	White	Bronze
36" High – 4' Level Rail Kit w/Round Balusters	300800	300806	300812
36" High – 6' Level Rail Kit w/Round Balusters	300802	300808	300814
36" High – 8' Level Rail Kit w/Round Balusters	300804	300810	300816
42" High – 4' Level Rail Kit w/Round Balusters	300818	300824	300830
42" High – 6' Level Rail Kit w/Round Balusters	300820	300826	300832
42" High – 8' Level Rail Kit w/Round Balusters	300822	300828	300834

Fixed Pitch Stair • 30° - 34° Applications

STAIR RAIL KIT W/ROUND BALUSTERS	Black	White	Bronze
36" High – 4' Stair Rail Fixed Pitch Kit w/Round Balusters	300873	300879	300885
36" High – 6' Stair Rail Fixed Pitch Kit w/Round Balusters	300875	300881	300887
36" High – 8' Stair Rail Fixed Pitch Kit w/Round Balusters	300877	300883	300889
42" High – 4' Stair Rail Fixed Pitch Kit w/Round Balusters	300891	300897	300903
42" High – 6' Stair Rail Fixed Pitch Kit w/Round Balusters	300893	300899	300905
42" High – 8' Stair Rail Fixed Pitch Kit w/Round Balusters	300895	300901	300907



LEVEL KIT INCLUDES:

- 1 - 2" x 2-3/4" Sculpted Top Rail w/Baluster Connectors Installed
- 1 - 1" x 1-7/16" Bottom Rail w/Baluster Connectors Installed
- Round 3/4" Balusters -
10 per 4' Kit • 15 per 6' Kit
21 per 8' Kit
- 2 - Bottom Rail Brackets - Level
- 1 - Rail Support - Surface Mount
- Top Rail Brackets (PTP or OTP)
Sold Separately, See pg. 12 - 13



**MULTI-PITCH STAIR
5° - 38° APPLICATIONS
STAIR KIT INCLUDES:**

- 1 - 2" x 2-3/4" Sculpted Top Rail w/Baluster Connectors Installed
- 1 - 1" x 1-7/16" Bottom Rail w/Baluster Connectors Installed
- Round 3/4" Balusters -
9 per 4' Kit • 14 per 6' Kit
18 per 8' Kit
- 2 - Bottom Rail "Multi-Pitch" Brackets
- Top Rail Brackets (PTP or OTP)
Sold Separately, See pg. 12 - 13



**FIXED PITCH STAIRS
30° - 34° APPLICATIONS
STAIR KIT INCLUDES:**

- 1 - 2" x 2-3/4" Sculpted Top Rail w/Baluster Connectors Installed
- 1 - 1" x 1-7/16" Bottom Rail w/Baluster Connectors Installed
- Round 3/4" Balusters -
9 per 4' Kit • 14 per 6' Kit
18 per 8' Kit
- 2 - Bottom Rail "Fixed-Pitch" Brackets
- Top Rail Brackets (PTP or OTP)
Sold Separately, See pg. 12 - 13

Multi-Pitch Stair • 5° - 38° Angle Adjustability

STAIR RAIL KIT W/ROUND BALUSTERS	Black	White	Bronze
36" High – 4' Stair Rail Kit w/Round Balusters	300872	300878	300884
36" High – 6' Stair Rail Kit w/Round Balusters	300874	300880	300886
36" High – 8' Stair Rail Kit w/Round Balusters	300876	300882	300888
42" High – 4' Stair Rail Kit w/Round Balusters	300890	300896	300902
42" High – 6' Stair Rail Kit w/Round Balusters	300892	300898	300904
42" High – 8' Stair Rail Kit w/Round Balusters	300894	300900	300906

RAILING GATE W/ROUND BALUSTERS	Black	White	Bronze
36" High x 34-1/2" Wide Round Baluster Railing Gate	300950	300952	300954
42" High x 34-1/2" Wide Round Baluster Railing Gate	300956	300958	300960



RAILING GATES - Fully Assembled and Include:

- 1 - 2" x 2-3/4" Sculpted Top Rail
- 1 - 1" x 1-7/16" Bottom Rail
- 6 - Round 3/4" Balusters
- 2 - 1-7/8" Welded End Posts
- 2 - Gate Bottom Brackets
- 2 - 1-7/8" Post Caps
- 10 - #8 x 3/4" Self Drilling Screws
- 2 - Adjustable Self-Closing Hinges
- 1 - Lockable Latch & Screws



□ SQUARE BALUSTER KITS

NO ANGLE CUTTING REQUIRED • PATENTED SWIVEL STAIR BALUSTER KNUCKLES
INSTALLED BALUSTER CONNECTORS • DIE CAST ALUMINUM MOUNTING BRACKETS

LEVEL RAIL KIT W/SQUARE BALUSTERS	Black	White	Bronze
36" High – 4' Level Rail Kit w/Square Balusters	300836	300842	300848
36" High – 6' Level Rail Kit w/Square Balusters	300838	300844	300850
36" High – 8' Level Rail Kit w/Square Balusters	300840	300846	300852
42" High – 4' Level Rail Kit w/Square Balusters	300854	300860	300866
42" High – 6' Level Rail Kit w/Square Balusters	300856	300862	300868
42" High – 8' Level Rail Kit w/Square Balusters	300858	300864	300870

Fixed Pitch Stair • 30° - 34° Applications

STAIR RAIL KIT W/SQUARE BALUSTERS	Black	White	Bronze
36" High – 4' Stair Rail Fixed Pitch Kit w/Square Balusters	300909	300915	300921
36" High – 6' Stair Rail Fixed Pitch Kit w/Square Balusters	300911	300917	300923
36" High – 8' Stair Rail Fixed Pitch Kit w/Square Balusters	300913	300919	300925
42" High – 4' Stair Rail Fixed Pitch Kit w/Square Balusters	300927	300933	300939
42" High – 6' Stair Rail Fixed Pitch Kit w/Square Balusters	300929	300935	300941
42" High – 8' Stair Rail Fixed Pitch Kit w/Square Balusters	300931	300937	300943



LEVEL KIT INCLUDES:

- 1 - 2" x 2-3/4" Sculpted Top Rail w/Baluster Connectors Installed
- 1 - 1" x 1-7/16" Bottom Rail w/Baluster Connectors Installed
- Square 3/4" Balusters -
10 per 4' Kit • 15 per 6' Kit
21 per 8' Kit
- 2 - Bottom Rail Brackets - Level
- 1 - Rail Support - Surface Mount
- Top Rail Brackets (PTP or OTP)
Sold Separately, See pg. 12 - 13



MULTI-PITCH STAIR KIT INCLUDES:

- 1 - 2" x 2-3/4" Sculpted Top Rail w/Baluster Connectors Installed
- 1 - 1" x 1-7/16" Bottom Rail w/Baluster Connectors Installed
- Square 3/4" Balusters -
9 per 4' Kit • 14 per 6' Kit
18 per 8' Kit
- 2 - Bottom Rail "Multi-Pitch" Brackets
- Top Rail Brackets (PTP or OTP)
Sold Separately, See pg. 12 - 13



FIXED-PITCH STAIR KIT INCLUDES:

- 1 - 2" x 2-3/4" Sculpted Top Rail w/Baluster Connectors Installed
- 1 - 1" x 1-7/16" Bottom Rail w/Baluster Connectors Installed
- Square 3/4" Balusters -
9 per 4' Kit • 14 per 6' Kit
18 per 8' Kit
- 2 - Bottom Rail "Fixed-Pitch" Brackets
- Top Rail Brackets (PTP or OTP)
Sold Separately, See pg. 12 - 13

Multi-Pitch Stair • 5° - 38° Angle Adjustability

STAIR RAIL KIT W/SQUARE BALUSTERS	Black	White	Bronze
36" High – 4' Stair Rail Kit w/Square Balusters	300908	300914	300920
36" High – 6' Stair Rail Kit w/Square Balusters	300910	300916	300922
36" High – 8' Stair Rail Kit w/Square Balusters	300912	300918	300924
42" High – 4' Stair Rail Kit w/Square Balusters	300926	300932	300938
42" High – 6' Stair Rail Kit w/Square Balusters	300928	300934	300940
42" High – 8' Stair Rail Kit w/Square Balusters	300930	300936	300942

RAILING GATE W/SQUARE BALUSTERS	Black	White	Bronze
36" High x 34-1/2" Wide Square Baluster Railing Gate	300964	300966	300968
42" High x 34-1/2" Wide Square Baluster Railing Gate	300970	300972	300974



RAILING GATES - Fully Assembled and Include:

- 1 - 2" x 2-3/4" Sculpted Top Rail
- 1 - 1" x 1-7/16" Bottom Rail
- 6 - Round 3/4" Balusters
- 2 - 1-7/8" Welded End Posts
- 2 - Gate Bottom Brackets
- 2 - 1-7/8" Post Caps
- 10 - #8 x 3/4" Self Drilling Screws
- 2 - Adjustable Self-Closing Hinges
- 1 - Lockable Latch & Screws



GLASS BALUSTER KITS

- NO ANGLE CUTTING REQUIRED
- INSTALLED GLASS BALUSTER SHOES
- EASILY INSTALLED
- DIE CAST ALUMINUM MOUNTING BRACKETS
- TEMPERED GLASS MEETS ICC GLAZING REQUIREMENTS



LEVEL RAIL KIT W/GLASS BALUSTERS	Black	White	Bronze
36" High – 4' Level Rail Kit w/Glass Balusters	302000	302002	302004
36" High – 6' Level Rail Kit w/Glass Balusters	302006	302008	302010
36" High – 8' Level Rail Kit w/Glass Balusters	302012	302014	302016
42" High – 4' Level Rail Kit w/Glass Balusters	302036	302038	302040
42" High – 6' Level Rail Kit w/Glass Balusters	302042	302044	302046
42" High – 8' Level Rail Kit w/Glass Balusters	302048	302050	302052



LEVEL KIT INCLUDES:

- 1 - 2" x 2-3/4" Sculpted Top Rail
w/Glass Baluster Connector Shoes Installed
- 1 - 1" x 1-7/16" Bottom Rail
w/Glass Baluster Connector Shoes Installed
- 4" Clear Glass Balusters -
Packaged Separately
6 per 4' Kit • 9 per 6' Kit
12 per 8' Kit
- 2 - Bottom Rail Brackets - Level
- 1 - Rail Support - Surface Mount
- Top Rail Brackets (PTP or OTP)
Sold Separately, See pg. 12 - 13



Level Glass Baluster Shoe

Glass Baluster Shoe features hidden internal fasteners.



STAIR KIT INCLUDES:

- 1 - 2" x 2-3/4" Sculpted Top Rail
w/Glass Baluster Connector Shoes Installed
- 1 - 1" x 1-7/16" Bottom Rail
w/Glass Baluster Connector Shoes Installed
- 4" Clear Stair Glass Balusters -
Packaged Separately
5 per 4' Kit • 8 per 6' Kit
10 per 8' Kit
- Stair Glass Baluster
- 2 - Bottom Rail "Multi-Pitch" Brackets
- Top Rail Brackets (PTP or OTP)
Sold Separately, See pg. 12 - 13



Stair Glass Baluster Shoe


Glass Baluster Shoe features hidden internal fasteners.

Fixed Pitch Stairs • 32° - 36° Applications


STAIR RAIL KIT W/GLASS BALUSTERS	Black	White	Bronze
36" High – 4' Stair Rail Fixed Pitch Kit w/Glass Balusters	302018	302020	302022
36" High – 6' Stair Rail Fixed Pitch Kit w/Glass Balusters	302024	302026	302028
36" High – 8' Stair Rail Fixed Pitch Kit w/Glass Balusters	302030	302032	302034
42" High – 4' Stair Rail Fixed Pitch Kit w/Glass Balusters	302054	302056	302058
42" High – 6' Stair Rail Fixed Pitch Kit w/Glass Balusters	302060	302062	302064
42" High – 8' Stair Rail Fixed Pitch Kit w/Glass Balusters	302066	302068	302070

POST MOUNTS


1-7/8" POST MOUNTS		Black	White	Bronze
A	1-7/8" x 1-7/8" x 23-1/4" Surface Mount Post	300695	N/A	N/A
A	5 Degree Post Mount – 1-7/8"	300696	N/A	N/A
B	1-7/8" x 1-7/8" x 31" Side/Fascia Mount Post	300705	N/A	N/A



3-1/2" POST MOUNTS		Black	White	Bronze
C	3-1/2" x 3-1/2" x 8-5/16" Surface Mount Post	300700	N/A	N/A
C	5 Degree Post Mount – 3-1/2"	300701	N/A	N/A



SIDE/FASCIA MOUNT BRACKETS		Black	White	Bronze
D	Corner Mount Post Side/Fascia Bracket	300710	N/A	N/A
D	Corner Mount Post Bracket Cover	300620	300625	300630
E	Rail Support – Side/Fascia Mount	300665	300670	300675
F	Side/Fascia Mount Post Hardware Cover	300715	300720	300725






POST SLEEVES		Black	White	Bronze
A	1-7/8" x 1-7/8" x 34-1/4" Post Sleeve (OTP)	300290	300295	300300
A	1-7/8" x 1-7/8" x 39-3/8" Post Sleeve (OTP)	300305	300310	300315
A	1-7/8" x 1-7/8" x 54" Post Sleeve (OTP)	300395	300400	300405
A	3-1/2" x 3-1/2" x 39" Post Sleeve (PTP)	300350	300355	300360
A	3-1/2" x 3-1/2" x 44" Post Sleeve (PTP)	300365	300370	300375
A	3-1/2" x 3-1/2" x 54" Post Sleeve (PTP)	300380	300385	300390
A	4" x 4" x 39" Post Sleeve (PTP) Sleeves Over Nominal 4" x 4" Post	300351	300356	300361
A	4" x 4" x 44" Post Sleeve (PTP) Sleeves Over Nominal 4" x 4" Post	300366	300371	300376
A	4" x 4" x 108" Post Sleeve (PTP) Sleeves Over Nominal 4" x 4" Post	300391	300392	300393

FLANGED POST*		Black	White	Bronze
B	3-1/2" x 3-1/2" x 39" Flanged Post	300332	300334	300336
B	3-1/2" x 3-1/2" x 44" Flanged Post	300326	300328	300330
B	3-1/2" x 3-1/2" x 54" Flanged Post	300320	300322	300324

*Flanged Post Requires Use of 1pc Post Base Trim

POST ACCESSORIES		Black	White	Bronze
C	1-7/8" Post Base Trim – 1pc	300338	300340	300342
C	3-1/2" Post Base Trim – 1pc	300344	300346	300348
C	4" Post Base Trim – 1pc	300531	300536	300541
D	1-7/8" Post Base Trim – 2pc	300515	300520	300525
D	3-1/2" Post Base Trim – 2pc	300530	300535	300540
E	1-7/8" Post Cap	300605	300610	300615
F	3-1/2" Post Cap	300635	300640	300645
F	4" Post Cap	300636	300641	300646



= Includes Hardware





POST TO POST (PTP)		Black	White	Bronze
A	Top Rail Bracket (PTP) Level (2/pk)	300410	300415	300420
B	Top Rail "Multi-Pitch" Bracket (PTP) Stair (2/pk)	300440	300445	300450
C	Top Rail "Multi-Angle" Bracket (PTP) Level	300575	300580	300585

D	30° - 34° Top Rail "Fixed-Pitch" Bracket (PTP) Stair (2/pk)	300439	300444	300446
----------	---	--------	--------	--------



OVER THE POST (OTP)		Black	White	Bronze
E	Top Rail End Bracket (OTP) Level	300470	300475	300480
F	Top Rail 90° Bracket (OTP) Level	300485	300490	300495
G	Top Rail Line Bracket (OTP) Level	300500	300505	300510
H	Top Rail T Bracket (OTP) Level	300680	300685	300690
I	Top Rail "Multi-Angle" Line Bracket (OTP) Level	300545	300550	300555
J	Top Rail "Multi-Pitch" Line Bracket (OTP) Stair	300590	300595	300600
K	Top Rail "Multi-Pitch" End Bracket (OTP) Stair	300451	300452	300453
L	Top Rail "Multi-Pitch" End Cap (OTP) Stair	300601	300602	300603



BOTTOM RAIL BRACKETS		Black	White	Bronze
A	Bottom Rail Bracket (PTP/OTP) Level (2/pk) Included in Level Railing Kit	300425	300430	300435
B	Bottom Rail "Multi-Pitch" Bracket (PTP/OTP) Stair (2/pk) Included in "Multi-Pitch" Stair Railing Kit	300455	300460	300465
C	Bottom Rail "Multi-Angle" Bracket (PTP/OTP) Level	300560	300565	300570
D	30°-34° Bottom Rail "Fixed-Pitch" Bracket (PTP/OTP) Stair (2/pk) Included in "Fixed-Pitch" Stair Railing Kit	300438	300443	300447



ACCESSORIES		Black	White	Bronze
E	New England Baluster Centerpiece For Both Round and Square Balusters	301570	301580	301572
E	American Heritage Baluster Centerpiece For Both Round and Square Balusters	301584	301594	301586
F	French Balcony Conversion Kit Includes 2 Top Conversion Brackets, 2 Bottom Conversion Brackets, Installed Balusters Connectors & Mounting Hardware	300176	300177	300178
G	Solutions Touch-Up Paint (4.5oz Aerosol Spray)	300730	300731	300732
G	Solutions Touch-Up Paint (Brush-In-Cap Bottle)	300733	300734	300735





ADA HANDICAP COMPLIANT
 1-1/2" meets ADA standards I/A/W
 DOJ289 CFR Part 36 Section 4

1-1/2" HANDRAIL





- MEETS IRC, IBC REQUIREMENTS
- CLEAN SEAMS AND JOINTS
- STURDY AND RIGID
- COMMERCIAL QUALITY RAILING

1.5" HANDRAIL COMPONENTS		Black	White	Bronze
A	90° Elbow	301084	301086	301088
B	Spacer Tube	301042	301044	301046
C	Straight Rail Connector	301030	301032	301034
D	Universal Angle Rail Connector	301036	301038	301040
E	End Cap	301072	301074	301076
F	5° Angle Rail	301048	301050	301052
G	32° Angle Rail	301054	301056	301058
H	38° Angle Rail	301060	301062	301064
I	90° Angle Rail	301066	301068	301070
J	P-Loop Return Angle	301024	301026	301028
K	8' Straight Handrail	301000	301002	301004
L	Quick Return Kit – 1-7/8" POST	301096	301098	301100
M	Quick Return Kit – 3-1/2" POST	301102	301104	301106
N	Quick Return Kit – Wall Mount	301108	301110	301112
O	Mid-Rail Bracket Kit – 1-7/8" POST	301012	301014	301016
P	Mid-Rail Bracket Kit – 3-1/2" POST	301018	301020	301022
Q	Mid-Rail Bracket Kit – Wall Mount	301090	301092	301094
R	6" Inside Corner Mounting Bracket	301006	301008	301010

LEVEL GUARD RAIL PROJECT PLANNING GUIDE

STEP 1

COLOR:

White Black Bronze Custom Color

(See Custom Color Program for further details.
Page 3 of Solutions Railing Catalog).

STEP 2

GUARD RAIL HEIGHT:

Residential (36") Commercial (42")

STEP 4

BALUSTER STYLE:

Round Square Glass

STEP 5

MOUNTING STYLE:

Surface Mount Side/Fascia Mount

STEP 3

POST TO RAIL CONFIGURATION:



POST TO POST



OVER THE POST

STEP 6

POST SIZE:

4" Sleeve Over (Post To Post) 3-1/2" Post Sleeve (Post To Post) 3-1/2" Flanged Post (Post To Post) 1-7/8" Post Sleeve (Over The Post)
Sleeves Over Nominal 4" x 4" Post

STEP 7

USE GRID TO DRAW DECK OR PORCH AREA

Reference sketch of deck with posts and rail sections. Count all rail sections and enter quantities below.

STEP 8

LIST NUMBER OF ITEMS REQUIRED TO COMPLETE PROJECT FROM SKETCH:

For rail sections shorter than standard length go to the next longer rail kit - will need to be cut down. **(Use rail sections no longer than 8' in length)**
Count all posts and enter quantities below **(Note: If mixing post sizes enter quantities on two lines)**. For each rail section select top rail brackets based on Post to Rail Configuration - 1 Set of brackets for each rail section (kit) (Note: Bottom brackets are supplied in kits).

RAILING SECTIONS

4' _____ 6' _____ 8' _____

POSTS AND POST ACCESSORIES:

Posts _____ Post Size _____ Post Mounts _____

Posts _____ Post Size _____ Post Mounts _____

Post Trim _____ Post Caps _____

Post Trim _____ Post Caps _____

POST TO POST CONNECTOR BRACKETS:

Top Rail Bracket (2/pk) _____ Top Rail "Multi-Angle" Bracket _____

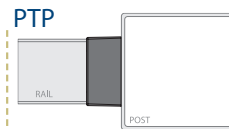
OVER THE POST CONNECTOR BRACKETS: (NOTE: 1 PAIR PER SECTION)

Top Rail End Bracket _____ Top Rail 90° Bracket _____

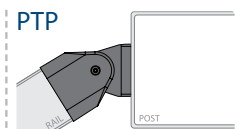
Top Rail Line Bracket _____ Top Rail T Bracket _____

Top Rail "Multi-Angle" Bracket _____ Bottom Rail "Multi-Angle" Bracket _____

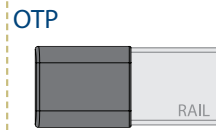
Top Rail Brackets (PTP or OTP) Sold Separately



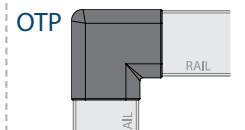
Top Rail Bracket (2/pk)



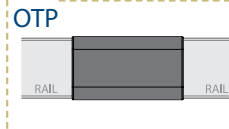
Top Rail "Multi-Angle" Bracket



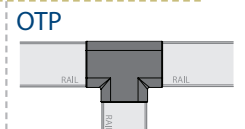
Top Rail End Bracket



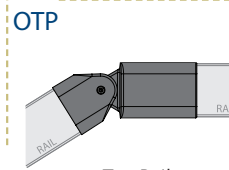
Top Rail 90° Bracket



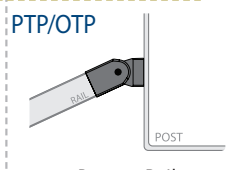
Top Rail Line Bracket



Top Rail T Bracket



Top Rail "Multi-Angle" Line Bracket



Bottom Rail "Multi-Angle" Bracket



NOTES:

STAIR GUARD RAIL PROJECT PLANNING GUIDE

STEP 1 COLOR:

White Black Bronze Custom Color

(See Custom Color Program for further details.
Page 3 of Solutions Railing Catalog).

STEP 2 GUARD RAIL HEIGHT:

Residential (36") Commercial (42")

STEP 4 BALUSTER STYLE:

Round Square Glass

STEP 5 MOUNTING STYLE:

Surface Mount Side/Fascia Mount

STEP 3 POST TO RAIL CONFIGURATION:



POST TO POST



OVER THE POST

STEP 6 POST SIZE:

4" Sleeve Over (Post To Post) 3-1/2" Post Sleeve (Post To Post) 3-1/2" Flanged Post (Post To Post) 1-7/8" Post Sleeve (Over The Post)
Sleeves Over Nominal 4" x 4" Post

STEP 7 USE GRID TO DRAW DECK OR PORCH AREA

Reference sketch of deck with posts and rail sections. Count all rail sections and enter quantities below.

STEP 8 LIST NUMBER OF ITEMS REQUIRED TO COMPLETE PROJECT FROM SKETCH:

For rail sections shorter than standard length go to the next longer rail kit - will need to be cut down. **(Use rail sections no longer than 8' in length)**
Count all posts and enter quantities below **(Note: If mixing post sizes enter quantities on two lines)**. For each rail section select top rail brackets based on Post to Rail Configuration - 1 Set of brackets for each rail section (kit) (Note: Bottom brackets are supplied in kits).

RAILING SECTIONS

4' _____ 6' _____ 8' _____

POSTS AND POST ACCESSORIES:

Posts _____ Post Size _____ Post Mounts _____

Posts _____ Post Size _____ Post Mounts _____

Post Trim _____ Post Caps _____

Post Trim _____ Post Caps _____

POST TO POST CONNECTOR BRACKETS:

Top Rail "Multi-Pitch" Bracket (2/pk) _____

30° - 34° Top Rail "Fixed-Pitch" Bracket (2/pk) _____

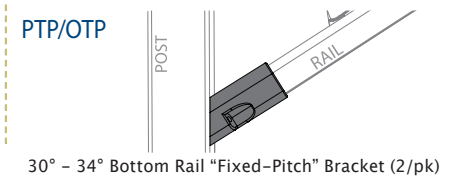
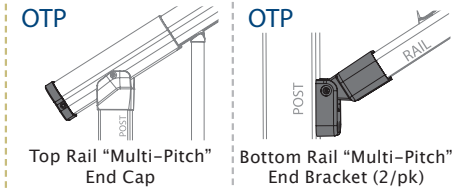
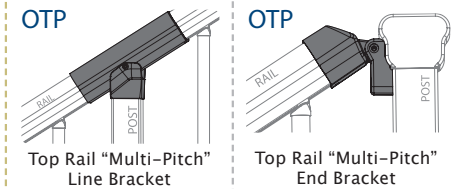
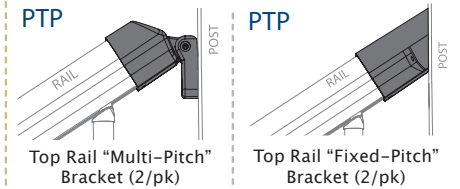
OVER THE POST CONNECTOR BRACKETS: (NOTE: 1 PAIR PER SECTION)

Top Rail "Multi-Pitch" Line Bracket _____ Top Rail "Multi-Pitch" End Bracket _____

Top Rail "Multi-Pitch" End Cap _____ Bottom Rail "Multi-Pitch" Bracket (2/pk) _____

Bottom Rail "Fixed-Pitch" Bracket (2/pk) _____

Top Rail Brackets (PTP or OTP) Sold Separately





NOTES:

REPLACEMENT COMPONENTS

LEVEL - SINGLE RAILS		Black	White	Bronze
A	4' Rail Level (Top)	300000	300010	300020
A	6' Rail Level (Top)	300030	300040	300050
A	8' Rail Level (Top)	300060	300070	300080
B	4' Rail Level (Bottom)	300005	300015	300025
B	6' Rail Level (Bottom)	300035	300045	300055
B	8' Rail Level (Bottom)	300065	300075	300085



ADJUSTABLE STAIR - SINGLE RAILS		Black	White	Bronze
C	4' Channel Rail – Stair (Top)	300090	300100	300110
C	6' Channel Rail – Stair (Top)	300120	300130	300140
C	8' Channel Rail – Stair (Top)	300150	300160	300170
D	4' Channel Rail – Stair (Bottom)	300095	300105	300115
D	6' Channel Rail – Stair (Bottom)	300125	300135	300145
D	8' Channel Rail – Stair (Bottom)	300155	300165	300175



BLANK SINGLE RAILS*		Black	White	Bronze
E	4' Rail Blank Rail (Top)	300000GL	300010GL	300020GL
E	6' Rail Blank Rail (Top)	300030GL	300040GL	300050GL
E	8' Rail Blank Rail (Top)	300060GL	300070GL	300080GL
F	4' Rail Blank Rail (Bottom)	300005GL	300015GL	300025GL
F	6' Rail Blank Rail (Bottom)	300035GL	300045GL	300055GL
F	8' Rail Blank Rail (Bottom)	300065GL	300075GL	300085GL

* Single rails are blank.

Please indicate application at time of order for proper machining
Fixed Pitch Stair, Glass Level OR Glass Stair

E Replacement Top Rail:
Glass Balusters (level or stair) or Fixed Pitch Stair Rails






F Replacement Bottom Rail:
Glass Balusters (level or stair) or Fixed Pitch Stair Rails



BALUSTERS		Black	White	Bronze
A	36" Rail Round Baluster – 3/4" Diameter	300225	300230	300235
A	42" Rail Round Baluster – 3/4" Diameter	300240	300245	300250
B	36" Rail Square Baluster – 3/4" Square	300255	300260	300265
B	42" Rail Square Baluster – 3/4" Square	300270	300275	300280
C	4" x 5/16" x 32" Clear Glass Baluster	301372	N/A	N/A
C	4" x 5/16" x 38" Clear Glass Baluster	301373	N/A	N/A
D	4" x 5/16" x 32-1/4" Glass Baluster – Stair	301384	N/A	N/A
D	4" x 5/16" x 40" Glass Baluster – Stair	301386	N/A	N/A


BALUSTER CONNECTORS		Black	White	Bronze
E	Baluster Connector (10/pk) – Level For Round or Square Balusters	300285	N/A	N/A
E	Round Baluster Stair Connector (20/pk)	301380	301380W	301380BZ
E	Square Baluster Stair Connector (20/pk)	301377	301377W	301377BZ
F	4" Level Glass Baluster Connector Shoe (2/pk)	301381	301381W	301381BZ
F	4" Stair Glass Baluster Connector Shoe (2/pk)	301387	301387W	301387BZ
G	Round Baluster Adjustable Stair Knuckle	300180	300185	300190
G	Square Baluster Adjustable Stair Knuckle	300195	300200	300205
H	Mid Spacer for Adjustable Stairs	300210	300215	300220
H	End Spacer for Adjustable Stairs	300211	300216	300221

RAIL SUPPORT		Black	White	Bronze
I	Rail Support – Surface Mount	300650	300655	300660




DISPLAYS		Black	White	Bronze
A	Floor Model	N/A	N/A	401930
B	Counter Top Model	N/A	N/A	401931
C	Sales Stair Sample	N/A	N/A	401932
D	Glass Baluster Floor Sample	N/A	N/A	401936


A FLOOR MODEL



B COUNTER TOP MODEL



C SALES STAIR SAMPLE



D GLASS BALUSTER FLOOR SAMPLE





Solutions
BY FAIRWAY®

COMMERCIAL DIVISION

- **ASTM Test Results Available**
- **Project Take-off Services**
- **Pre-Assembly Service for Qualifying Projects**
- **Quoting and Technical Assistance**



36" RESIDENTIAL & 42" COMMERCIAL ALUMINUM RAILING

ALUMINUM
Solutions
by FAIRWAY
RAIL SYSTEMS
WWW.SOLUTIONSALUMINUM.COM

SCAN THESE CODES WITH YOUR SMART PHONE



Visit SolutionsAluminum.com for more product information, to find your local Solutions Dealer or to Download up-to-date product information



Instantly Download Level and Stair Solutions Aluminum Railing Installation Guides



©2012 FAIRWAY Building Products

SML002-01